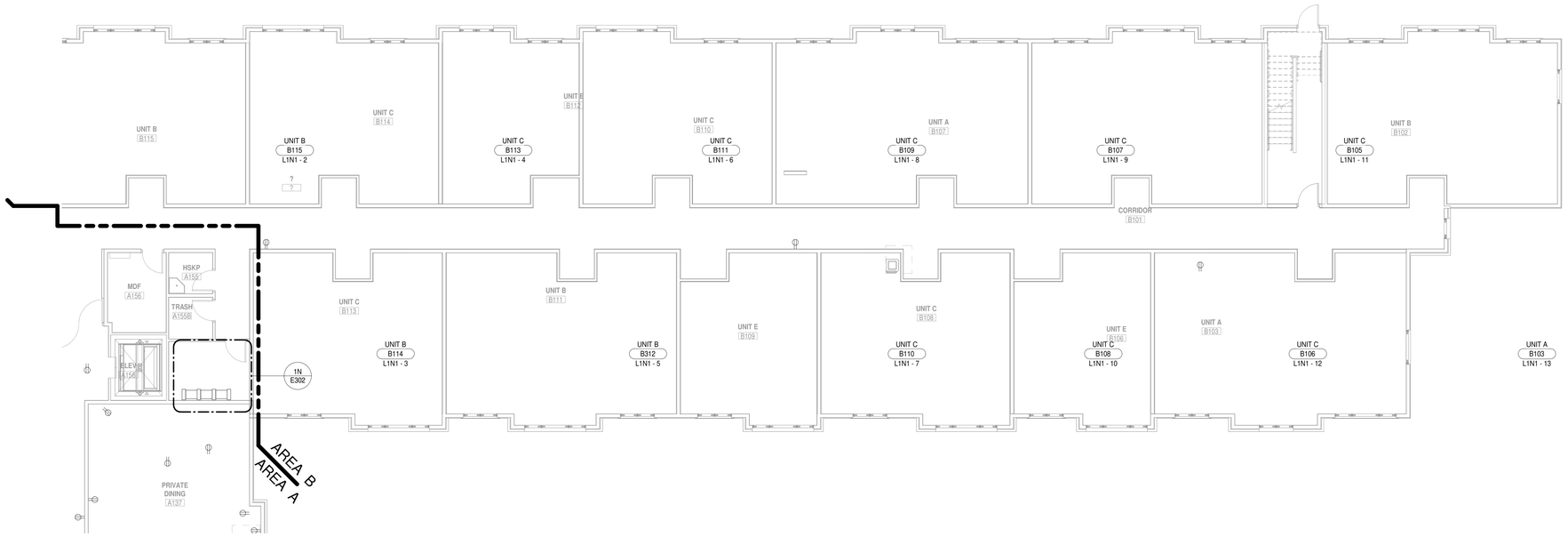

1 FIRST FLOOR PLAN - AREA B - POWER & AUXILIARY SYSTEMS
SCALE: 1/8" = 1'-0"

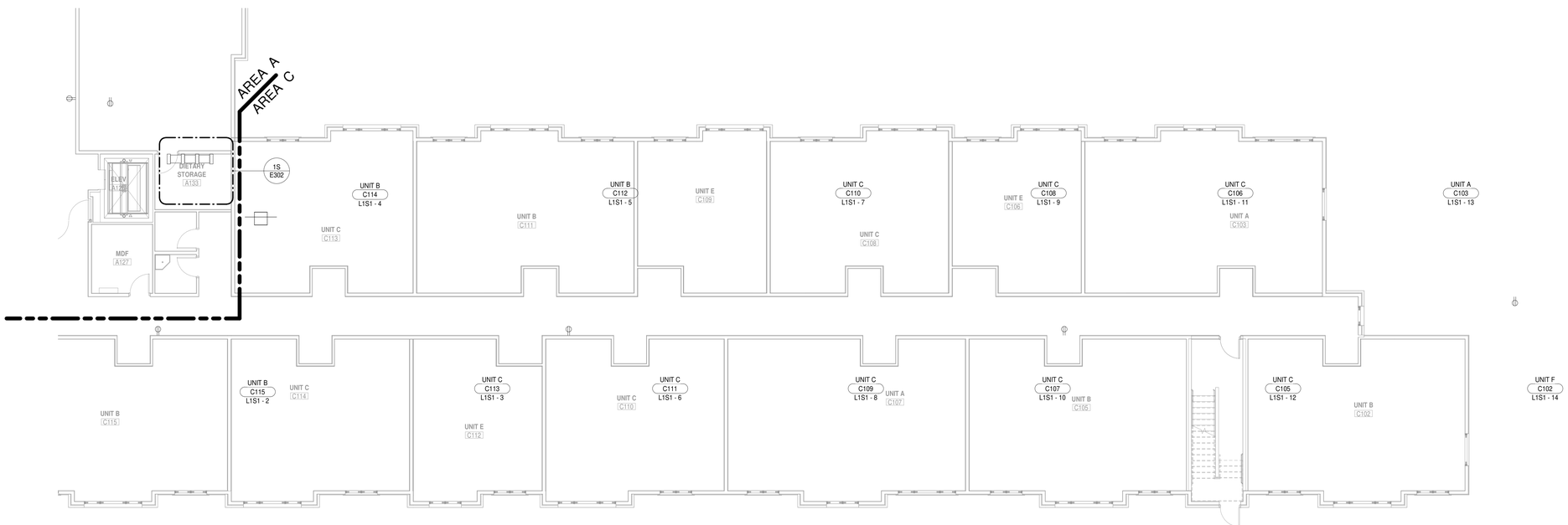

2 FIRST FLOOR PLAN - AREA C - POWER & AUXILIARY SYSTEMS
SCALE: 1/8" = 1'-0"

CIRCUITING BETWEEN LUMINAIRES, OCCUPANCY SENSORS, PUSH BUTTON STATIONS, SWITCHES, POWER PACKS, ETC. OMITTED WHERE CONTROL SCHEME IS APPARENT OR DETAILED. CONTROL SHALL BE BY OCCUPANCY SENSOR(S) IN SAME REGION AS ASSOCIATED LUMINAIRES AND SHALL NOT TRANSCEND REGION UNLESS NOTED OTHERWISE (A REGION IS A SPACE BOUND BY FLOORS, WALLS, AND CEILINGS AND MARKED WITH A DASH DOT LINE FOR CLARITY). CIRCUIT TO DELINEATED PANEL UNLESS NOTED OTHERWISE; REFER TO PANEL SCHEDULES FOR MORE INFORMATION.

REF. NOTES (X):

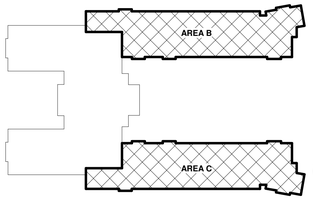

KEY PLAN

TRUE NORTH

DESIGNED: DES
DRAWN: DRW
CHECKED: CHK

ISSUE DATE: PROJECT ISSUE DATE
REVISIONS:

No.:	DATE:	BY:	DESCRIPTION:

THIS DRAWING IS BEING MADE AVAILABLE BY SCHEMMER FOR ACCEPTANCE AND USE IN ACCORDANCE WITH THE APPLICABLE AGREEMENT FOR SCHEMMER ACLIMATE KC SERVICES AND IS NOT AUTHORIZED FOR ANY USE OF THIS DRAWING IN WHOLE OR IN PART EXCEPT IN ACCORDANCE WITH THE APPLICABLE AGREEMENT.

PRELIM - NOT FOR CONTSTRUCTION

SCHEMMER
Design with Purpose. Build with Confidence.

CLIENT NAME
PROJECT NAME
ADDRESS (OPEN PROJECT INFO TO ENTER)
ADDRESS

FIRST FLOOR PLAN - AREAS B & C - POWER & AUXILIARY SYSTEMS

PROJECT NO.:

E202

C:\Users\dewart\Documents\Revit_temp\07435002-ELEC_R19_MAIN BUILDING_dewart.rvt
11/22/2019 11:07:53 AM

Project Number w/out "." for PDF numbering- 7-FIRST FLOOR PLAN - AREAS B & C - POWER & AUXILIARY SYSTEMS